

San Diego Outlook

Released by:
New Car
Dealers Association
San Diego County

Covering the San Diego County automotive market

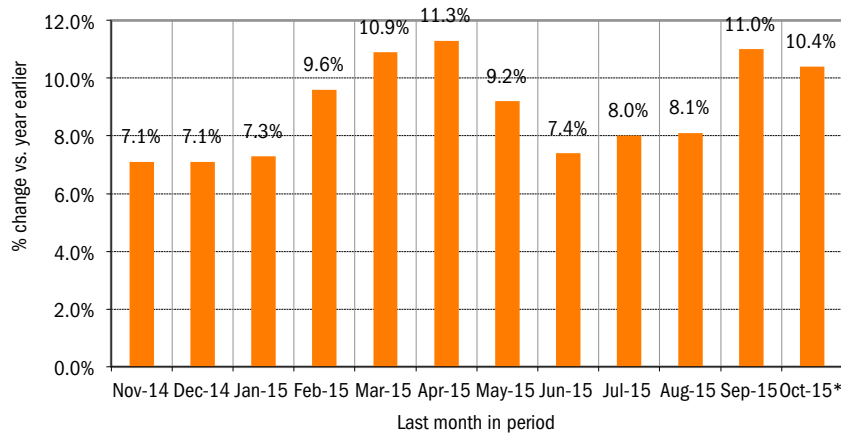
Data thru October 2015

San Diego County New Retail Car and Light Truck Registrations

| | Most Recent Two Months | | | YTD thru Oct.* | | | YTD Market share (thru Oct.*) | | |
|-----------------|------------------------|---------------|----------|----------------|---------|----------|-------------------------------|------|--------|
| | 9/14 & 10/14 | 9/15 & 10/15* | % change | 2014 | 2015 | % change | 2014 | 2015 | change |
| Industry Total | 23,802 | 26,998 | 13.4% | 121,340 | 133,338 | 9.9% | | | |
| Cars | 14,324 | 15,277 | 6.7% | 73,056 | 76,010 | 4.0% | 60.2 | 57.0 | -3.2 |
| Light Trucks | 9,478 | 11,721 | 23.7% | 48,284 | 57,328 | 18.7% | 39.8 | 43.0 | 3.2 |
| Japanese Brands | 12,394 | 13,902 | 12.2% | 63,381 | 68,494 | 8.1% | 52.2 | 51.4 | -0.8 |
| Toyota | 5,418 | 6,044 | 11.6% | 28,625 | 29,492 | 3.0% | 23.6 | 22.1 | -1.5 |
| Honda | 2,894 | 3,358 | 16.0% | 14,913 | 16,598 | 11.3% | 12.3 | 12.4 | 0.1 |
| Nissan | 2,523 | 2,662 | 5.5% | 11,933 | 12,792 | 7.2% | 9.8 | 9.6 | -0.2 |
| Other | 1,559 | 1,838 | 17.9% | 7,910 | 9,612 | 21.5% | 6.5 | 7.2 | 0.7 |
| Domestic Brands | 5,849 | 6,994 | 19.6% | 30,048 | 34,332 | 14.3% | 24.8 | 25.7 | 0.9 |
| General Motors | 1,722 | 2,116 | 22.9% | 8,516 | 10,116 | 18.8% | 7.0 | 7.6 | 0.6 |
| Ford | 2,417 | 3,051 | 26.2% | 13,385 | 14,693 | 9.8% | 11.0 | 11.0 | 0.0 |
| Chrysler | 1,579 | 1,669 | 5.7% | 7,743 | 8,871 | 14.6% | 6.4 | 6.7 | 0.3 |
| Other | 131 | 158 | 20.6% | 404 | 652 | 61.4% | 0.3 | 0.5 | 0.2 |
| European Brands | 3,851 | 4,062 | 5.5% | 18,899 | 20,206 | 6.9% | 15.6 | 15.2 | -0.4 |
| Volkswagen | 1,364 | 1,439 | 5.5% | 7,008 | 7,259 | 3.6% | 5.8 | 5.4 | -0.4 |
| BMW | 1,128 | 1,111 | -1.5% | 5,472 | 5,704 | 4.2% | 4.5 | 4.3 | -0.2 |
| Mercedes | 787 | 861 | 9.4% | 3,648 | 4,400 | 20.6% | 3.0 | 3.3 | 0.3 |
| Other | 572 | 651 | 13.8% | 2,771 | 2,843 | 2.6% | 2.3 | 2.1 | -0.2 |
| Korean Brands | 1,708 | 2,040 | 19.4% | 9,012 | 10,306 | 14.4% | 7.4 | 7.7 | 0.3 |

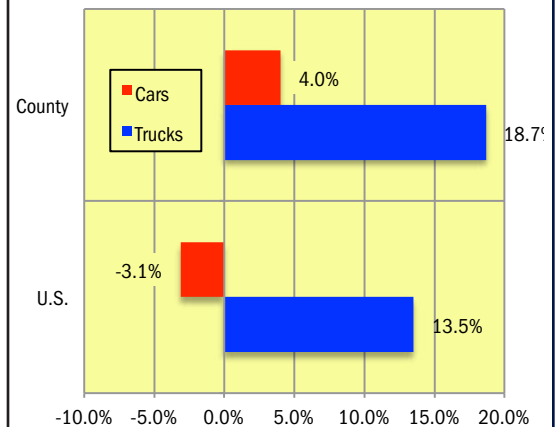
Brands included above: Domestic Brands: GM (Buick, Cadillac, Chevrolet, and GMC), Ford (Ford and Lincoln), Chrysler (Chrysler, Dodge, Jeep, and Ram). Japanese: Toyota (Toyota, Lexus, and Scion), Honda (Honda and Acura), Nissan (Nissan and Infiniti), Other (Mazda, Mitsubishi, and Subaru). European: VW (Audi, Bentley, Porsche, and Volkswagen), BMW (BMW, Rolls Royce, and MINI), MB (Mercedes Benz and smart), Other (Alfa Romeo, Aston Martin, Ferrari, Fiat, Jaguar, Land Rover, Lotus, Maserati, and Volvo). Korean: Hyundai and Kia.
*Figures for October 2015 were estimated by Auto Outlook. Data Source: IHS Automotive.

Percent Change in Three Month Moving Average of New Retail Registrations versus Same Period Year Earlier



The graph above provides a clear picture of the trending direction of the county market. It shows the year-over-year percent change in the three month moving average of new retail light vehicle registrations. The three month moving average is less erratic than monthly registrations, which can fluctuate due to such factors as the timing of manufacturer incentive programs, weather and title processing delays by governmental agencies.
*Figures for October 2015 were estimated by Auto Outlook. Data Source: IHS Automotive.

Percent Change in County and U.S. New Retail Light Vehicle Markets YTD '15 thru October* vs. YTD 14



The graph above compares the change in new retail car and light truck registrations in both the county and U.S. markets.
*Figures for October 2015 were estimated by Auto Outlook. Data Source: IHS Automotive.

Data Information

All data represents new vehicle retail registrations in San Diego County and excludes fleet and wholesale transactions. Please keep in mind that monthly registration figures can occasionally be subject to fluctuations, resulting in over or under estimation of actual results. This usually occurs due to processing delays by governmental agencies. For this reason, the year-to-date figures will typically be more reflective of market results.

Data Source: IHS Automotive.

| San Diego County New Retail Light Vehicle Registrations | | | | | |
|--|---------------|------------|----------|--------------|------------|
| | Registrations | | | Market share | |
| | YTD '14 | YTD '15 | % change | YTD '14 | YTD '15 |
| | thru Oct. | thru Oct.* | | thru Oct. | thru Oct.* |
| TOTAL | 121,340 | 133,338 | 10% | | |
| Acura | 1,454 | 1,728 | 19% | 1.2% | 1.3% |
| Audi | 1,873 | 2,167 | 16% | 1.5% | 1.6% |
| BMW | 4,625 | 4,729 | 2% | 3.8% | 3.5% |
| Buick | 425 | 518 | 22% | 0.4% | 0.4% |
| Cadillac | 844 | 733 | -13% | 0.7% | 0.5% |
| Chevrolet | 6,025 | 7,065 | 17% | 5.0% | 5.3% |
| Chrysler | 473 | 822 | 74% | 0.4% | 0.6% |
| Dodge | 1,835 | 1,920 | 5% | 1.5% | 1.4% |
| FIAT | 1,128 | 909 | -19% | 0.9% | 0.7% |
| Ford | 12,938 | 14,142 | 9% | 10.7% | 10.6% |
| GMC | 1,222 | 1,780 | 46% | 1.0% | 1.3% |
| Honda | 13,459 | 14,858 | 10% | 11.1% | 11.1% |
| Hyundai | 4,592 | 4,912 | 7% | 3.8% | 3.7% |
| Infiniti | 954 | 1,108 | 16% | 0.8% | 0.8% |
| Jaguar | 194 | 151 | -22% | 0.2% | 0.1% |
| Jeep | 4,071 | 4,503 | 11% | 3.4% | 3.4% |
| Kia | 4,420 | 5,398 | 22% | 3.6% | 4.0% |
| Land Rover | 712 | 978 | 37% | 0.6% | 0.7% |
| Lexus | 4,445 | 4,725 | 6% | 3.7% | 3.5% |
| Lincoln | 447 | 561 | 26% | 0.4% | 0.4% |
| Mazda | 3,754 | 4,470 | 19% | 3.1% | 3.4% |
| Mercedes | 3,437 | 4,233 | 23% | 2.8% | 3.2% |
| MINI | 826 | 910 | 10% | 0.7% | 0.7% |
| Mitsubishi | 454 | 568 | 25% | 0.4% | 0.4% |
| Nissan | 10,979 | 11,688 | 6% | 9.0% | 8.8% |
| Other | 512 | 523 | 2% | 0.4% | 0.4% |
| Porsche | 606 | 764 | 26% | 0.5% | 0.6% |
| Ram | 1,364 | 1,652 | 21% | 1.1% | 1.2% |
| Subaru | 3,691 | 4,588 | 24% | 3.0% | 3.4% |
| Tesla | 384 | 625 | 63% | 0.3% | 0.5% |
| Toyota | 24,180 | 24,774 | 2% | 19.9% | 18.6% |
| Volkswagen | 4,529 | 4,313 | -5% | 3.7% | 3.2% |
| Volvo | 488 | 523 | 7% | 0.4% | 0.4% |

Data source: IHS Automotive.

Top ten ranked brands in each percent change category are shaded green.

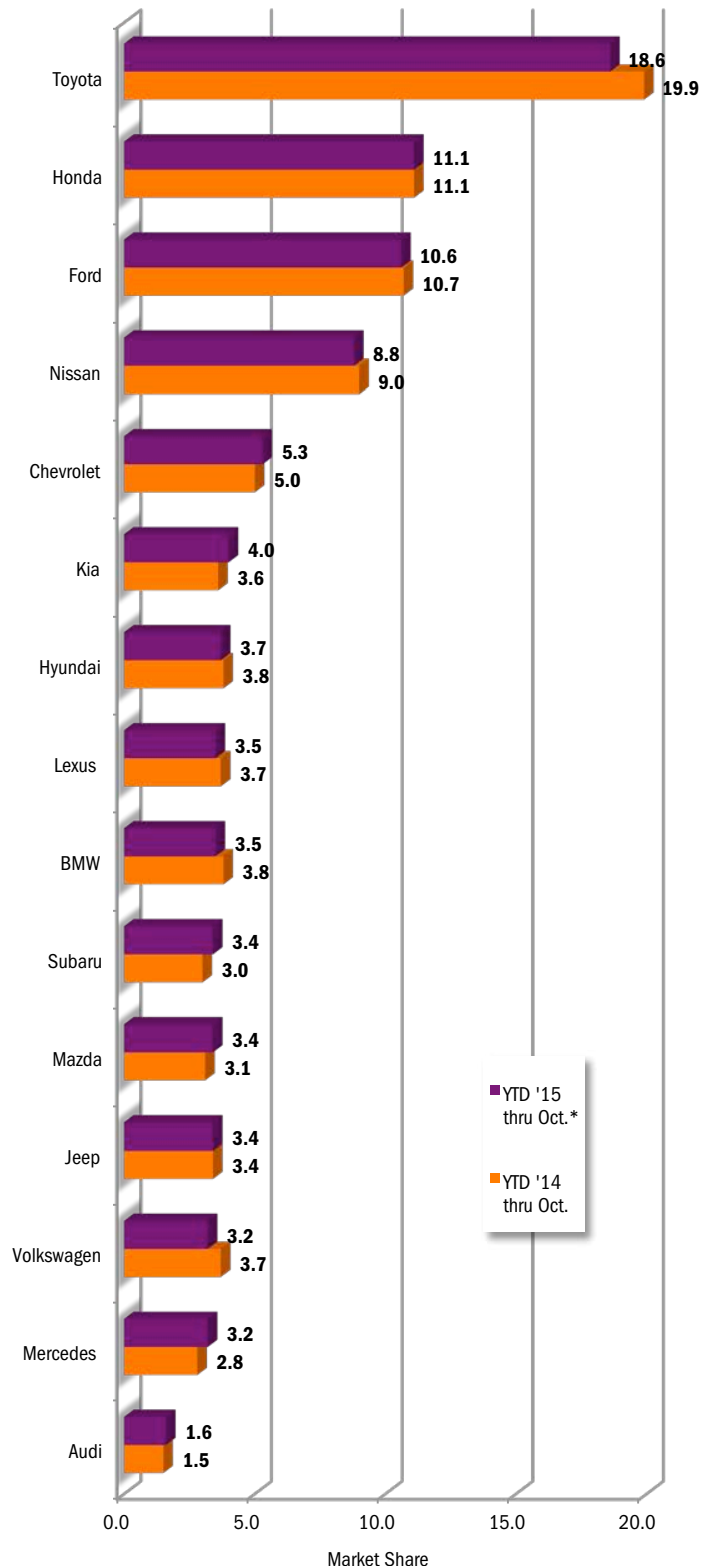
*Figures for October 2015 were estimated by Auto Outlook.

This report is sponsored by the New Car Dealers Association San Diego County (858-550-0080) and produced by Auto Outlook (800-206-0102).

Auto Outlook, Inc. is not responsible for management decisions based on the content of San Diego Auto Outlook. Copyright Auto Outlook, November 2015.

Reproduction, including photocopying of this publication in whole or in part, is prohibited without the express permission of Auto Outlook, Inc. Any material quoted must be attributed to San Diego Auto Outlook, published by Auto Outlook, Inc. on behalf of the New Car Dealers Association San Diego County and must also include the statement: "Data Source: IHS Automotive."

County Market Share for Top 15 Selling Brands
YTD '15 thru October* vs. YTD 14



Data source: IHS Automotive.

*Figures for October 2015 were estimated by Auto Outlook.